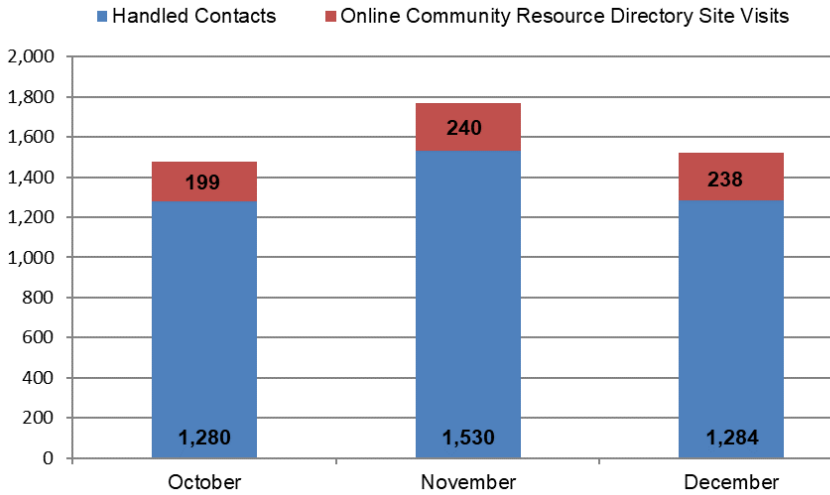
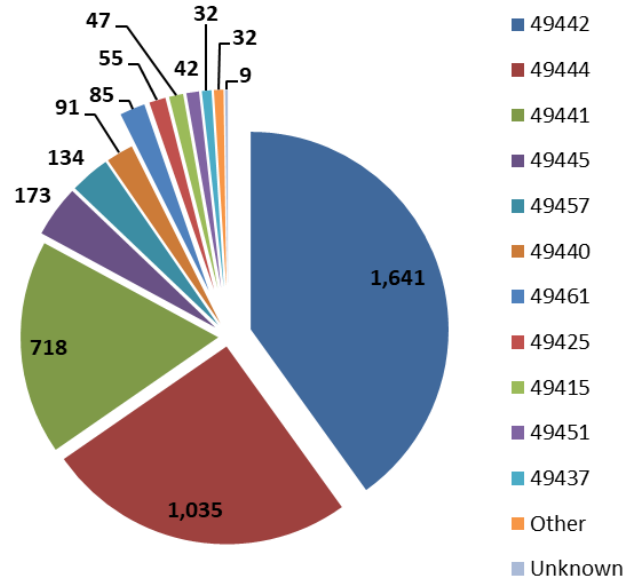


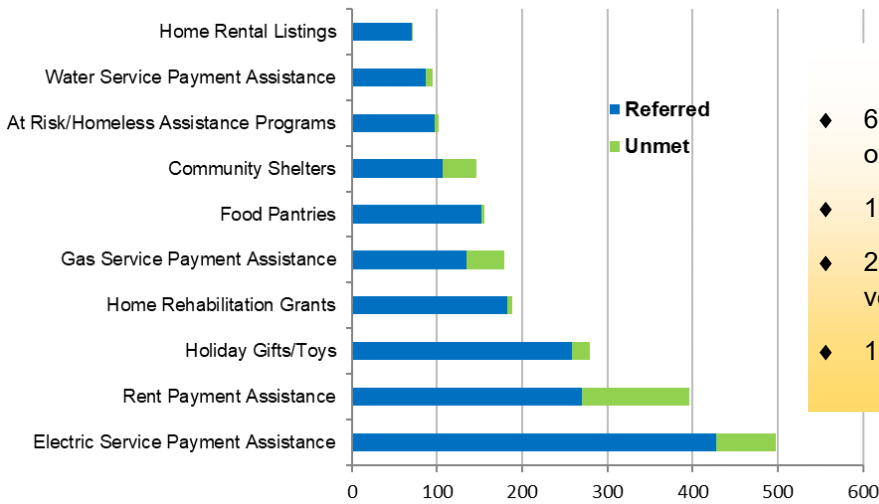
**Monthly Contacts**



**Contacts by Zip Code**



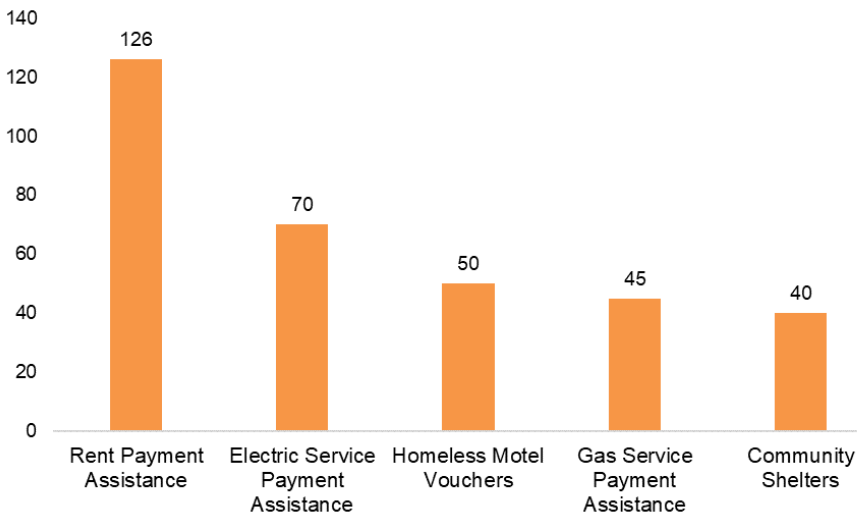
**Top 10 Service Requests**



**Additional Contact Statistics**

- ◆ 653 contacts involved a household with children ages 0-5 or a pregnant woman
- ◆ 1,748 individuals stated currently receiving SNAP benefits
- ◆ 257 individuals/household members identified as a veteran
- ◆ 1,297 individuals served age 60 or older

**Top 5 Unmet Requests**



**Top 10 Agency Referrals**

- \* Mich. Dept. of Health & Human Services - 722
- \* Community enCompass - 430
- \* Salvation Army - Muskegon - 358
- \* Mid Michigan Community Action Agency - 335
- \* Muskegon Rescue Mission - 226

This quarter CALL completed the annual review/update of resource records for **50** agencies in Muskegon County - **25%** of the total agency records for the county.

In addition, **4** new agencies and **3** new programs were added to the community resource directory.