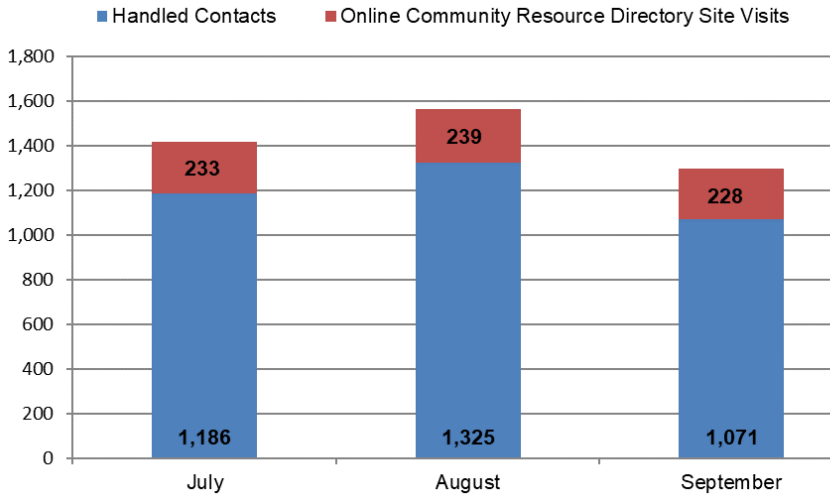
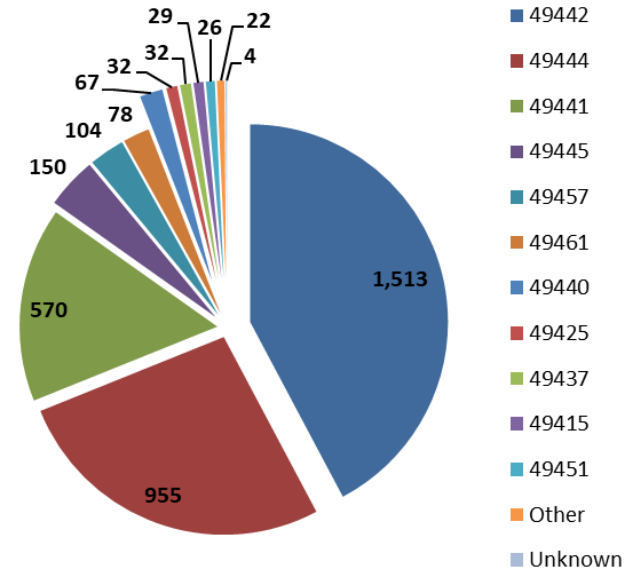


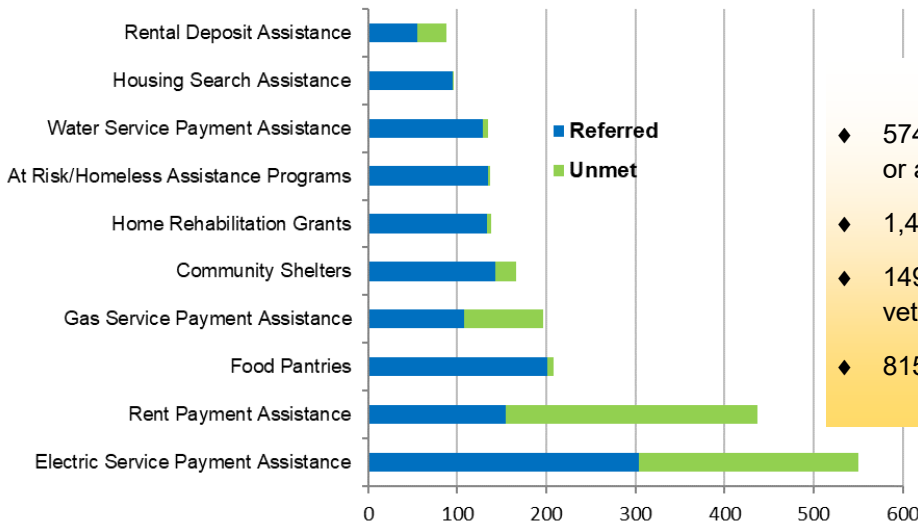
**Monthly Contacts**



**Contacts by Zip Code**



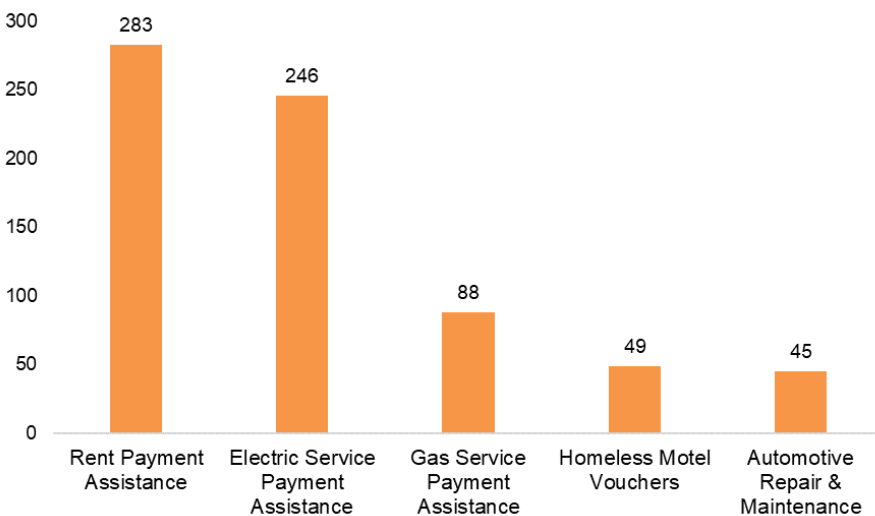
**Top 10 Service Requests**



**Additional Contact Statistics**

- ◆ 574 contacts involved a household with children ages 0-5 or a pregnant woman
- ◆ 1,426 individuals stated currently receiving SNAP benefits
- ◆ 149 individuals/household members identified as a veteran
- ◆ 815 individuals served age 60 or older

**Top 5 Unmet Requests**



**Top 10 Agency Referrals**

- \* Mich. Dept. of Health & Human Services - 688
- \* Mid Michigan Community Action Agency - 321
- \* Community enCompass - 256
- \* Muskegon Rescue Mission - 207
- \* Salvation Army - Muskegon—161

This quarter CALL completed the annual review/update of resource records for **30** agencies in Muskegon County - **15%** of the total agency records for the county.

In addition, **1** new program was added to the community resource directory.